

**NOTE :**

For easy understanding, all isolation valves are not indicated on this drawing.

See accessories table.

Outdoor Sensor  
(supplied with PHRIA)

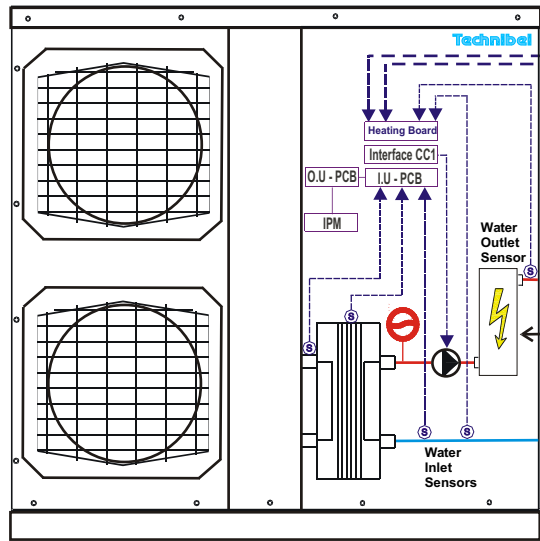
Control box with ambient  
temperature sensor  
(supplied with PHRIA)

Communication line

Flow  
Regulator

Water Pump  
(permanent  
operation)

Do not use thermostatic  
valve on radiators which  
are installed in the same  
room as the control box



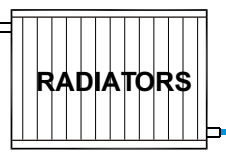
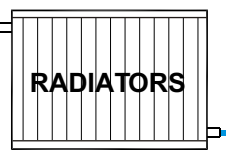
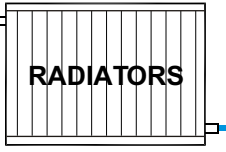
PHRIA

In Line  
Strainer  
(supplied  
with PHRIA)

Dirt  
Separator  
(not supplied)



Discharge  
Valve



REV	DATE	MODIFICATION	DRG by	1097044G
00	27/01/2010	Creation	CP	

**INVERTER AWP (PHRIA)  
WITH INTEGRATED ELECTRIC SUPPORT HEATER  
APPLICATION 1 ZONE RADIATORS LOW TEMP.**

DRG by	DATE
CP	27/01/2010
CKD by	DATE
PB	